



Summer Holiday Activities Activities 2026-27

**Indorama Public
School,
Jagdishpur UP**

SUMMER ACTIVITIES -2026-27

SUMMER
HOLIDAY
activities /
Assignments
Class –
Balvatika 3
2026- 2027



INDORAMA PUBLIC SCHOOL

, E-Mail: irps-jag.principal@in.indorama.com, Website : www.indoramaschool.org

Industrial Area Indorama Township , Kamrouli, Jagdishpur UP-227817

Dear Parents,

Warm greetings from IRPS Family!

We trust this letter finds you and your family in good health. As the summer break nears, we're delighted to share that our dedicated team, under the guidance of the Principal, has curated summer activities for your child.

These activities /assignments, covering all subjects, aim to keep your child engaged in learning and prepare them for the upcoming academic year. They offer opportunities for exploration, skill development, and maintaining a learning routine during the break.

Your support in ensuring your child completes and submits **these activities to be done by your child with your support to the respective class teacher on the first week of July of school reopening after the break is i.e. 1st July to 6th July 2026** will be greatly appreciated. It will contribute to a positive start to the academic year and reinforce the knowledge acquired during the break.

For any queries or concerns, please reach out to the class teachers.

Thank you for your ongoing support and involvement in your child's education. We eagerly anticipate a productive and successful academic year ahead.

Educationally yours,

Dr R K Dwivedi

Principal &

Team IRPS Team

Contact number of Class teacher -



SUMMER

★ ASSIGNMENT ★



Dear Parent, ♥



The summer break is a great opportunity for children to relax, enjoy, and explore learning beyond the classroom. ★



We have prepared a set of fun, simple, and creative activities for your child to do during the holidays. ♥



Please encourage your child to complete these tasks with interest and joy. ★



Let us make learning fun this summer! ♥



Let us make this summer full of fun, learning, and happiness! ♥



English

English

1. Salt Tray Cursive Magic :

Fill a shallow tray with salt. Use your pointer finger to practice writing Capital and Small Cursive letters (Aa to Zz). The texture helps your brain remember the curves!

2. Phonic Scavenger Hunt :

Each day, pick a sound (e.g., "B"). Find 3 things that start with that sound (Ball, Bat, Banana). Draw them in your scrapbook.

3. Rhyme Time Performance :

Pick your favorite rhyme, make a simple paper prop, and perform it for your family with actions

4. Practice writing Cursive letters Aa to Zz in English copy.

5. Learn Phonetic Sounds of the alphabet. (Worksheet given)

6. Learn the song - abc phonetic (link attached)

- All things are bright and beautiful
(link attached)

7. Read page 7 to 27 from 'English with Phonics book'

8. Read and practice simple sentences -

A) I was absent yesterday.

B) I have done my work.

C) It's very hot today.

D) Shweta ma'am / Archana ma'am is my class teacher.

E) Ma'am, what time will we go home?

F) I can't find my notebook.

G) We are getting late.

H) Why are you crying?

I) My friend is troubling me.



Phonetics

a	b	c	d	e	f	g	h	i
ऐ	ब	क	ड	एँ (short sound of ऐ)	फ	ग	ह	इ

j	k	l	m	n	o	p	q	r
ज	क	ल	म	न	औ	प	क्व	र

s	t	u	v	w	x	y	z
स	ट	अ	व	व (with rounded lips)	क्स	य	ज़

Two Letter Words

Learning Outcomes & Skills

- Adaptability
- Foundational Literacy
- Language Development

Blend the sound of the two letters and make a two letter word.



a + t = at

a + n = an

a + s = as

a + m = am

b + e = be

b + y = by

d + o = do

g + o = go

h + e = he

i + n = in

i + f = if

i + t = it

i + s = is

m + e = me

m + y = my

n + o = no

o + n = on

o + r = or

o + f = of

s + o = so

t + o = to

u + p = up

u + s = us

w + e = we



Reading Time with 'a' Sound Words

 **Read Aloud**

Learning Outcomes & Skills

- Interactive Reading
- Vocabulary Building

ab

cab
dab
tab
lab




ad

dad
had
lad
pad
sad



an

can
fan
man
pan
ran
van



am

dam
jam



ram
yam



ag

bag
rag
tag
gag



ap

cap
lap



tap
nap




at

bat
cat
fat
hat



mat
pat
rat
sat



Name : Date :


Choose the correct letter and write the word. One has been done for you.

v j f t c m



f an

fan



at

Blank writing lines for the word.



an

Blank writing lines for the word.



ap

Blank writing lines for the word.



am

Blank writing lines for the word.





ag

Blank writing lines for the word.


Name : Date :


Unscramble the letters to write the correct word.


1  cpa


2  gta


3  rta

4  nva

5  bac

6  fna







7  tam

8  hta

TUK Practice Zone : English

Name : Date :

Identify the picture and encircle the correct word.

	fan bat man
	tag ran sat
	lap dam van
	mat cab pat
	nap jam rag
	can sad bag



Excellent



Good



Try Hard

Sign. :

TUK

04

Identify the picture and match with the correct word.



•

• fan



•

• cat



•

• hat



•

• bag



•

• tap



•

• pan

Learning Outcomes & Skills

- Interactive Reading
- Vocabulary Building

Read Aloud

en

den
men
ten



hen
pen

ed

bed
fed
red



eg

beg
keg
leg
peg



et

jet
wet
pet



net
set


TUK Practice Zone : English

Name : Date :


Identify the picture and write the word.




.....
.....
.....



.....
.....
.....




.....
.....
.....




.....
.....
.....




.....
.....
.....



.....
.....
.....



.....
.....
.....



.....
.....
.....

VIEW & RECOMMEN
SPECIMEN
COPY



Practice Time

Learning Outcomes & Skills

- Fine Motor Skills
- Observation Skills
- Play-Based Learning

Match the pictures with the correct words.



pet



hen



bed



jet



net

pen



den





Reading Time

Learning Outcomes & Skills

- Imagination and Creative Thinking
- Visual Literacy

Look at the picture and read aloud.

Sam sat on the mat.

He has the hat.

The cat sat in his lap.

Sam pats the cat.

The rat saw the cat.

The rat ran.





Reading Time

Observation Skills
• Visual Literacy

Look at the picture and read aloud.

Ted is the hen.

Ted is red.

Ted has an egg.

Ted is in the jet.

The jet gets wet.



Practice Time

Learning Outcomes & Skills

- Cognitive Skills
- Interactive Reading
- Observation Skills

Fill in the blanks with 'a' and read aloud.



m _ _ n

j _ _ m



t _ _ p

v _ _ n



m _ _ t

c _ _ p



f _ _ n

h _ _ t



Prayer

Hold my hand Lord,
Show me the way.
Help me be grateful everyday.
Give me direction on what to do,
Lead the way Lord,
I trust in You.



Learning Outcomes & Skills

- Spiritual and Moral Development
- Value and Life Skills

The Ice-Cream Man

Vanilla, chocolate and strawberry,
Oh! ice-cream man, do hurry!
Hurrah! I can hear him come,
Eating an ice-cream is such a fun!

ICE-CREAM

Learning Outcomes & Skills

- Imagination and Creative Thinking
- Visual Literacy



WOW Fact

An ice-cream has many flavours.

Hairdresser

Learning Outcomes & Skills

- Reading and Decoding
- Visual Literacy

Hairdresser, Hairdresser

Cut my hair,

Clip it here and clip it there.

Apply all your skills and art,

Please make me look bright and smart.



Words of Wisdom

We should respect each and every person who helps us.

हिन्दी



Hindi


1. दो अक्षर के शब्दों की ट्रेन दस कागज के चौकोर टुकड़ों को काटकर उस पर अलग-अलग अक्षर लिखे और फिर उन अक्षरों को इस तरह से साथ जोड़े की कुछ शब्द बने जैसे घ और र को जोड़कर घर.. ज और ल को जोड़कर जल।

2. कक्षा में कराए गए दो अक्षर के शब्दों के चित्र बनाने का अभ्यास करें। शब्द और चित्रों का अभ्यास पत्र संलग्न किया गया है।


3. दो अक्षर के शब्दों को पढ़ने और लिखने का अभ्यास करें। नीचे दिए गए शब्दों के चित्र चार्ट पेपर पर लगा कर नाम लिखें।

नथ, बस , कप, जग, आम , आग, यज्ञ, घर

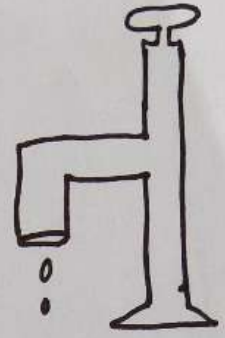





आग




आम




नल



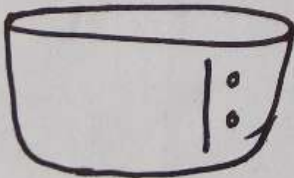
खग




जग




गज




टब




ऊन



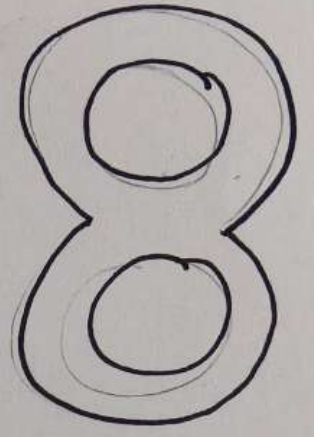
खत



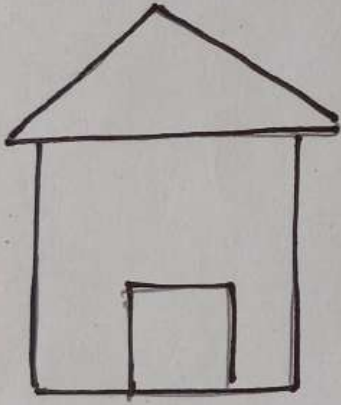
एक




वक



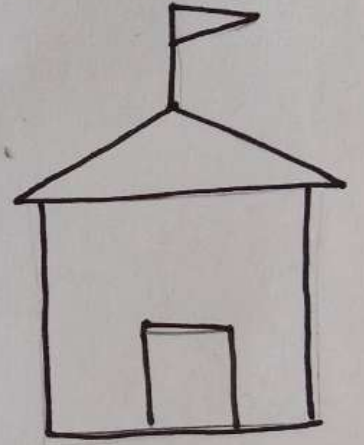
आठ



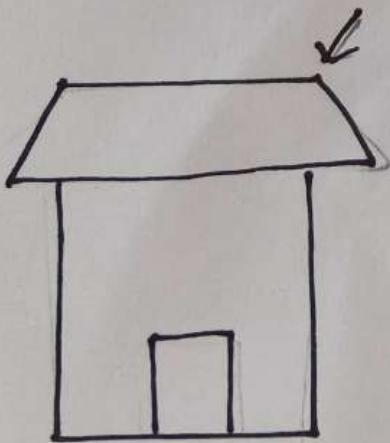
घर




रथ



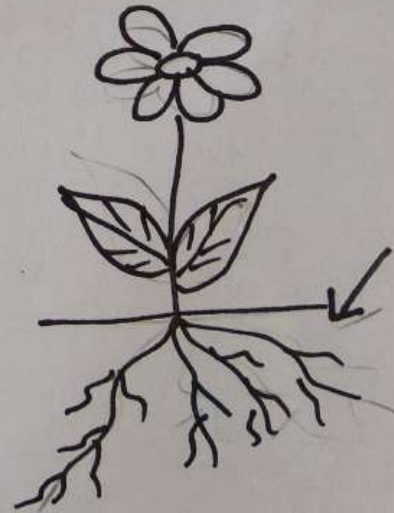
मठ




छत



नग




जड़




औठ



पर




जल




फल



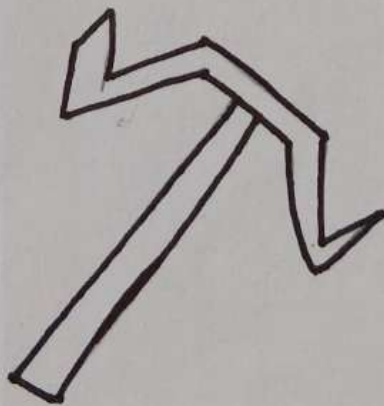
ईख




रस




दस



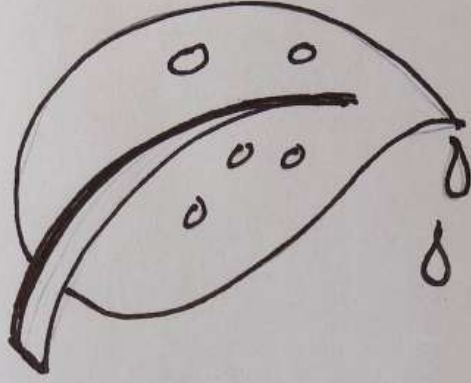
हल



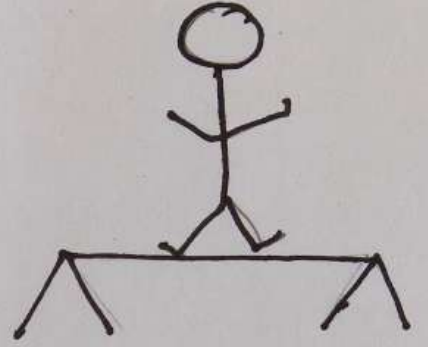
बस




नथ



औस



नट



वन



कप




धन

वृणो को जोड़कर लिखिए



ध + न

Blank handwriting lines for the word 'धन'.



ग + ज

Blank handwriting lines for the word 'गज'.

100

द + स

Blank handwriting lines for the word 'दस'.



ह + म

Blank handwriting lines for the word 'हम'.



प +ढ़

Blank handwriting lines for the word 'पढ़'.



ज + ल

Blank handwriting lines for the word 'जल'.



च + ल

Blank handwriting lines for the word 'चल'.



म + ग

Blank handwriting lines for the word 'मग'.



न + ल

Blank handwriting lines for the word 'नल'.

दो अक्षर वाले शब्दों को उनके चित्र से मिलाओ



जल



घर



नल



मग



धन

वर्णों को जोड़ कर लिखिए



घ + र =



फ + ल =



ट + ब =



ब + स =



ज + ल =




र + थ =



य + श =



व + क =



ह + ल =



ज + ग =



नीचे दिए गए शब्दों को पढ़ें और चित्रों से मिलायें ।



नल



खत



बस



जग

घर

कप



मग

जल



फल

धन



छत

पढ़



चित्रों को देखकर उनके नामों से मिलाइए ।

Match the following pictures with their names.



+

+

ईख



+

+

बस



+

+

फल



+

+

यज्ञ



+

+

हल



Name : Date :

चित्र देखकर शब्द लिखिए।



Name : Date :

दो वर्णों का मेल कीजिए।

1



ह + ल =

2



घ + र =

3



न + ल =

4



ग + ज =

5



ख + त =

Name : Date :

चित्र देखकर शब्द लिखिए।




NAME : Date :

चित्र देखकर शब्द पूरा कीजिए।



फ _



_ त



ट _



_ ग



_ स



ग _



घ _



_ ल

Name : Date :

चित्र देखकर सही शब्द से मिलान कीजिए।



वक



खत



गज



फल



बस

Sign. :

Name : Date :

सही शब्द चुनकर खाली स्थान भरिए।

1

पढ़। (खत / छत)

2

कह। (रथ / सच)

3

चख। (फल / टब)

4

ढक। (घर / जग)

5

भर। (बस / जल)

6

मत कर। (हठ / दल)

Name :

Zone : Hindi

Date :

चित्र देखकर सही शब्द पर गोला बनाइए।



हल | जप



रस | बस



खत | नख



जल | वक



धन | पर





फल | पग

सूरज

रोज सुबह को सूरज आकर,
सबको सदा जगाता है।
शाम हुई लाली फैलाकर,
अपने घर को जाता है।
दिनभर खुद को जला-जलाकर,
यह प्रकाश फैलाता है।
उसका जीना ही जीना है,
जो काम सभी के आता है।

Learning Outcomes & Skills

- Environmental Literacy
- Scientific Awareness



| ज्ञान का सागर |


सूरज हमें रोशनी एवं
ऊर्जा देता है।

मेरा परिवार

Learning Outcomes & Skills

- Behavioural and Emotional Development
- Social Skills

मम्मी पापा सबसे अच्छे,
इनको करते सदा नमस्ते।
दादा दादी सदा खुश रहते,
सभी उन्हें प्रणाम कहते।
भैया करते मुझसे प्यार,
यही है मेरा सुखी परिवार।



अनमोल सलाह |

हमें अपने परिवार से प्यार

हे भगवान

छोटे बच्चे हम नादान,
पूजा करते हे भगवान।
फूल हमारे तुम रख लेना,
हमको बल-बुद्धि दे देना।
पढ़ लिखकर हम बने महान,
आए अपने देश के काम।



Learning Outcomes & Skills

- Spiritual and Moral Development
- Value and Life Skills

खाली जगह पर आगे दिखाई देने वाले अक्षर से बने शब्द को लिखिए

ज + न = जन

ठ + ग =

च + ढ =

अ + ब =

ए + क =

क + ल =

क + ब =

क + र =

क + म =



math



Maths



1. Number Name Hopscotch :

Draw squares 1-20 with chalk. As you jump, spell out the Number Name (e.g., "E-I-G-H-T" for 8).

2. Heavy vs. Light Challenge :

Compare a spoon vs. a watermelon, or a feather vs. a shoe. Sort household objects into "Heavy" and "Light" piles.

3. Learn and practice to write number names :

- 1 One
- 2 Two
- 3 Three
- 4 Four
- 5 Five
- 6 Six
- 7 Seven
- 8 Eight
- 9 Nine
- 10 Ten



And numbers from
1-100



PRACTICE TIME




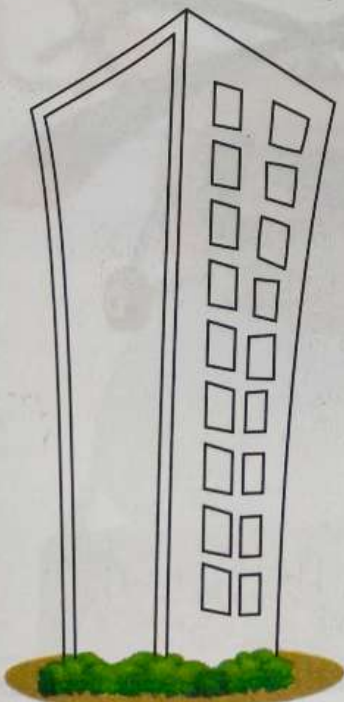
Learning Outcomes & Skills

- Cross-Curricular Learning
- Fine Motor Skills
- Observation Skills

Tick (✓) the taller and cross (✗) the shorter objects.



Colour the building which is taller.



Colour the tree which is shorter.



PRACTICE TIME



Learning Outcomes & Skills

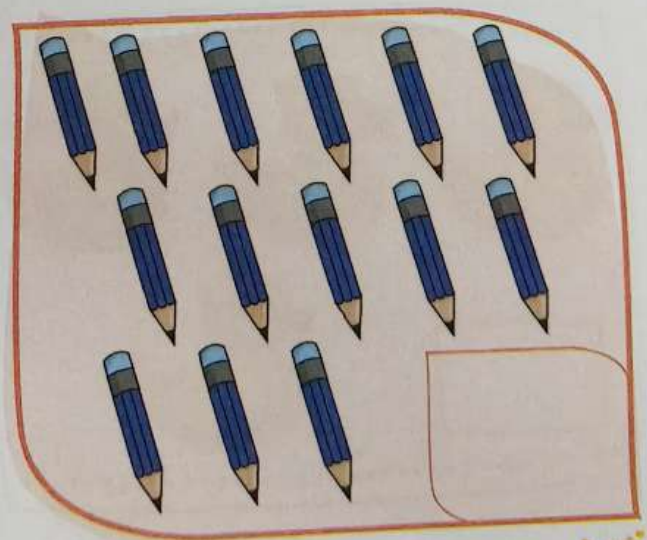




- Decision-Making Skills
- Observation Skills


Write **H** for **heavier** and **L** for **lighter** objects.



Name : Date :

Count the objects and write the number.



 Excellent  Good  Try Hard

Sign :

TUK Practice Zone : Maths

Name : Date :

Count the objects and match with the correct number.



8




9



12



6



4



Excellent



Good



Try Hard



Sign. :

TUK

06



Name : Date :

Count the objects and match with the correct number.



Name : Date :

Count the objects and write the number.



Name : Date :

Count the objects and match with the correct number.



8




9



12



6



4

TUK Practice Zone : Maths

Name : Date :

Count the objects and encircle the correct number.



17 13 19



5 9 12




10 16 8



3 13 14



10 15 2




6 2 8

Name : Date :

Count the objects and encircle the correct number.



9 6 8




11 15 7




11 9 16



12 18 14



15 12 16



5 7 8


PRACTICE TIME



Learning Outcomes & Skills

- Critical Thinking
- Fine Motor Skills

Match the shapes to the pictures that looks like it.



Activities

FLOWERS

Learning Outcomes & Skills

- Environmental Literacy
- Picture-Based Learning



Rose



Lily



Hibiscus



Sunflower



Tulip



Poppy



Jasmine



Marigold



Lotus

WOW Fact

Flowers have different colours.

VEGETABLES



Tomato



Turnip



Brinjal

Learning Outcomes & Skills

- Picture-Based Learning
- Vocabulary Building



Potato



Onion



Lemon



Bottle Gourd



Cabbage



Carrot




Spinach



Capsicum



Garlic



Cucumber



Lady's Finger

WOW Fact

Some vegetables grow under the ground and some grow above the ground.



Ginger



Cauliflower

BIRDS

Learning Outcomes & Skills

- Picture-Based Learning
- Visual Literacy



Peacock



Kingfisher



Pigeon



Sparrow



Owl



Crow



Cuckoo



Ostrich



Parrot



Eagle

WOW Fact

The peacock is the national bird of India.

FRUITS




Apple



Mango

Learning Outcomes & Skills

- Visual Literacy
- Vocabulary Building



Watermelon



Litchi



Papaya



Pineapple



Banana



Orange



Guava



Pomegranate



Grapes



Strawberry



Muskmelon

WOW Fact

The seeds of strawberries are found outside their bodies.

DRY FRUITS



Raisins



Walnuts



Dried Apricots



Pistachios



Dates



Cashews



Fox Nuts



Almonds

WOW Fact

Dry fruits boost immunity.

Learning Outcomes & Skills

- Nutritional Awareness
- Picture-Based Learning

CREATIVITY AT IT'S BEST

**Make flash cards of
the following**

अ-अः

क-कः

1-100

Like this



Use:

Ice cream sticks

Paper circles

Cardboard shapes

Any creative material available at home

Decorate them with colors, stickers, smileys, or drawings.





Creativity at it's best



**Make a beautiful
chart on any one of
the following**

1. Monsoon (Rainy season)


2. Flowers (Any 5)

3. Basant Panchami

4. Any festival

**(Diwali, Dussehra, Eid,
Christmas, Janmaashtami)**





Use paper cups and wool to make joker .

Use paper plates and black marker to make the ladybug.



E.V.S

1. "All About Me" Poster :

Create a colorful poster. Paste your photo in the center and write (with help) 3 lines about yourself: Your name, age, and favorite color.

2. Simon Says: 'Body Edition'

Play "Simon Says" focusing on Body Parts. "Simon says touch your elbows!"
"Simon says wiggle your toes!"

3. Bird & Flower Nature Journal :

Look out the window or in a garden. Spot 3 different Birds and 3 Flowers.
Draw them and color them exactly how they looked in nature.

4. Family Fun Time 😊 :

Help your parents in any small household work like:

- Arranging toys
- Watering plants
- Folding napkins
- Keeping books properly

Parents may write one sentence about the child's helpful habit.

5. Nature Walk Collection 🌿 :

During an evening walk or while travelling, collect:

- Dry leaves
- Flowers
- Small pebbles
- Feathers

Paste them on a sheet and make a "Nature Art" collage.

6. My Little Plant Friend 🌱

Plant any flower seed or small plant in a pot.

Water it regularly and take care of it every day.

After one month, bring the pot to school and share:

Name of the plant/flower

How much it grew

How you cared for it

You may also click 2-3 pictures while planting and watering the plant.

